

# GENERAL PURPOSE WEIGHING INDICATOR



# M02

## Weighing Indicator




The panel mounted weighing indicator offers exceptional reliability, advanced filtering, and tested ability to perform stably under interference of severe industrial environments. With over 100,000 products being in use and negligible repair rate, it is customized for dynamic weighing systems with the highest demand for reliability, response speed and accuracy.

## High-Performance Digital Indicator

- Standard RS232/RS485 interface
- Optional analog output (0-5V initial)
- Powers up to 8 units of load cells
- I/O points (1 input, 2 outputs) as standard
- Simple design to facilitate connection to a PLC
- Low cost digital indicator for various applications
- Selectable A/D sampling 15/30/60/120/480/960times/sec.
- Easily selectable minimum divisions: 1, 2, 5, 10, 20, or 50
- Compact, lightweight body makes it ideal for mounting into a control panel

## Communication interface



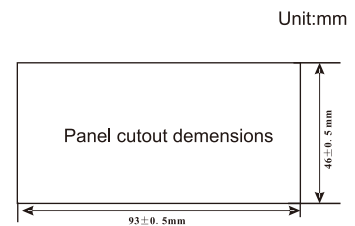
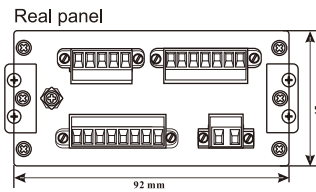
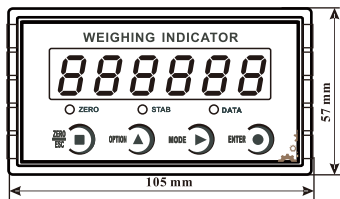
RS485/232 + Analog output



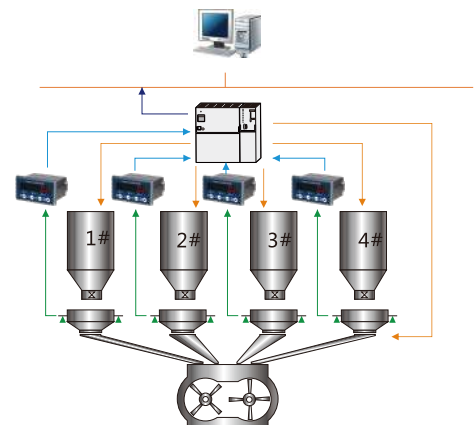
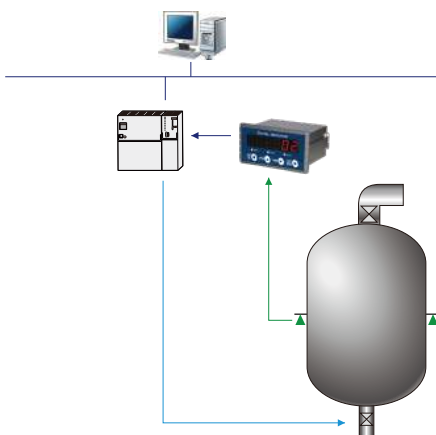
RS485/232 + Ethernet  
(Modbus TCP)

# Specifications

ANALOG UNIT	
A/D conversion method	24-bit Delta-Sigma modulation
Zero adjustment range	0 to 12mV (Load cell 3mV/V)
Nonlinearity	0.01% F.S
Maximum input voltage	0 to 15mV (Load cell 3mV/V)
Minimum sensitivity	0.1 $\mu$ V/d
Input impedance	10M $\Omega$
Sampling rate	15/30/60/120/480/960 SPS
Display resolution	1 / 100,000
Load cell excitation	DC5V, 200mA(Max.), Up to 8 load cells(350 $\Omega$ ) can be connected
DIGITAL UNIT	
Display elements	7-segment 6-digit red LED
Data display range	0 to 999,999d
Status indicators	ZERO, STAB, HOLD
BASIC SPECIFICATIONS	
Power source voltage	DC24V $\pm$ 5%
Power consumption	Approx. 10W
Temperature and humidity	-10°C to 40°C / 90% R.H or less(Condensation must be avoided)
Dimensions	110 $\times$ 89 $\times$ 60 mm (L $\times$ W $\times$ H)
Weight	Approx.350g
Panel cut dimensions	93 $\times$ 46mm
Dust/water protection	The IP 65 display when mounted into a panel
Enclosure	ABS front panel, aluminum case.
COMMUNICATION	
Serial interface	Standard RS-232/RS485 interface
Analog output	Voltage/Current ( $\pm$ 10V+ 4-20mA)
Ethernet	Modbus TCP



# Application





**General Measure Technology Co., Ltd.**

Add: A1-3/F, Block C, Tongfang Information Harbor, No.11 Langshan Rd., North Area of High-tech Park, Xili, Nanshan District, Shenzhen, China.

Tel/Wechat: +86 185 6585 5789

E-mail: [xjlv@szgmt.com](mailto:xjlv@szgmt.com)

Web: [www.gmweighing.com](http://www.gmweighing.com)



[LinkedIn](#)



[Facebook](#)



[Wechat](#)